



City of Oslo


Green City Oslo

Leading by Example

Ola Elvestuen

Vice Mayor for Environment and Transport

Earth Hour City Challenge 2013, Malmö, March, 19th



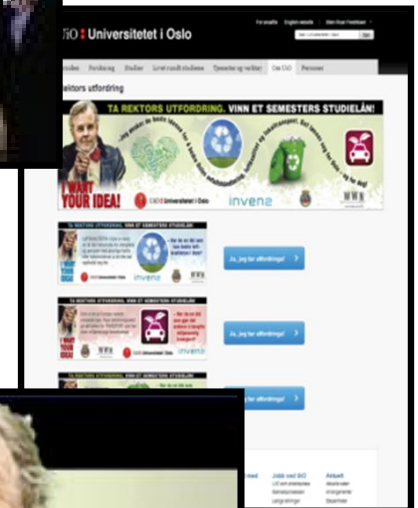
City Facts: Capital of Norway

Area of Mayoral Power:	454 km ²
Inhabitants:	623,000
GDP:	67,7 bill. \$
GHG-Emissions:	2,3 t/capita/year

Sustainable Goals and Visions:

50%	GHG reduction 1990 – 2030
100%	GHG reduction 2050
100%	fossil free Heating by 2020
100%	fossil free Public Transport by 2020

How are we working?



Introducing Passiv House Standards in all New Municipality Buildings from 2014

FUTURE
BUILT

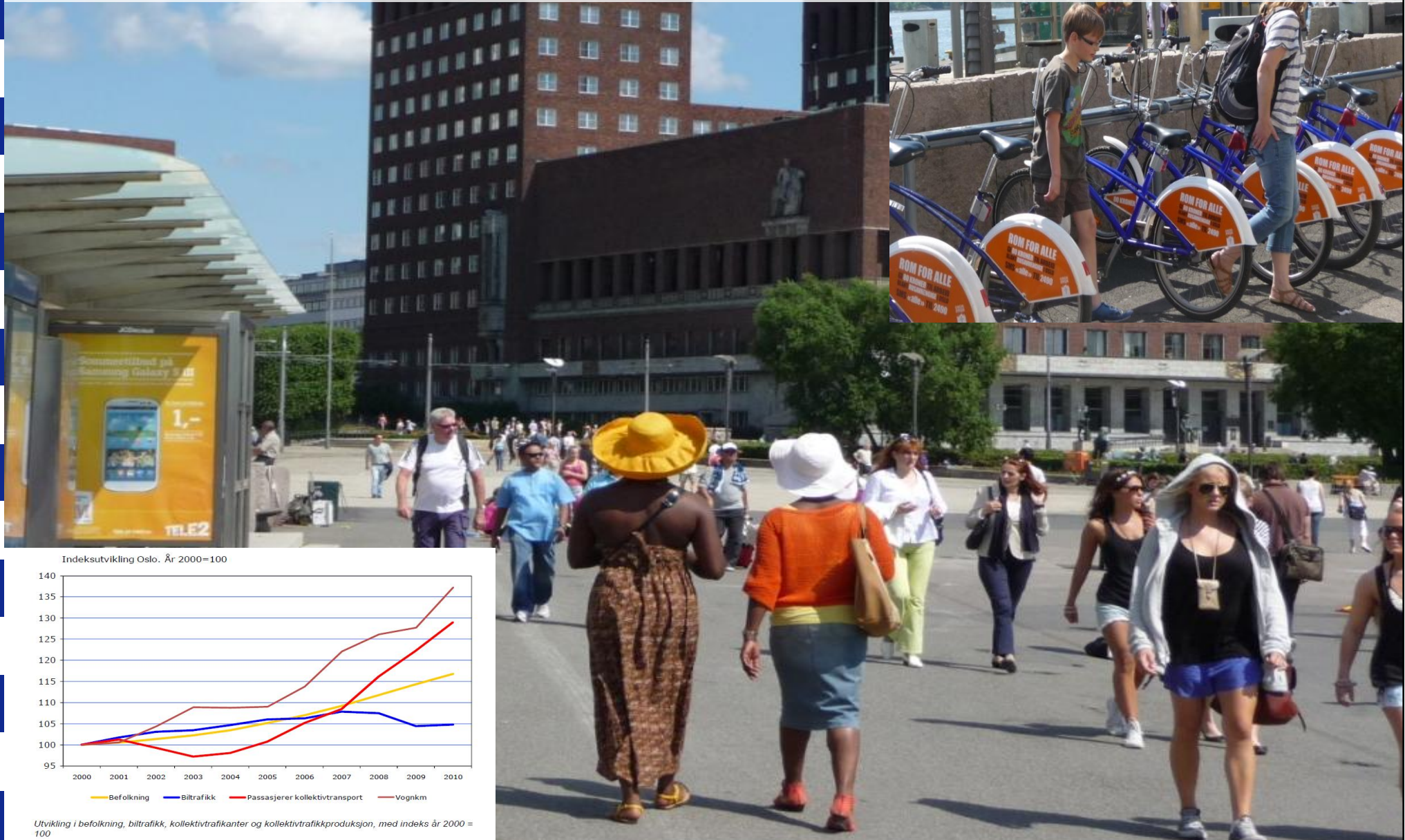
KLIMAEFFEKTIV
ARKITEKTUR
OG BYUTVIKLING
OSLO—DRAMMEN



Lund Hagem Architects



Green mobility in Oslo: transforming the city for public transport, pedestrian and cyclist



Turning Sewage into a Fossil Fuel Substitute for 80 Buses in Oslo



Biomethane yields the lowest carbon dioxide emissions for commonly available vehicle fuels

Oslo Waste Management



Organic Waste for Production of Biogas



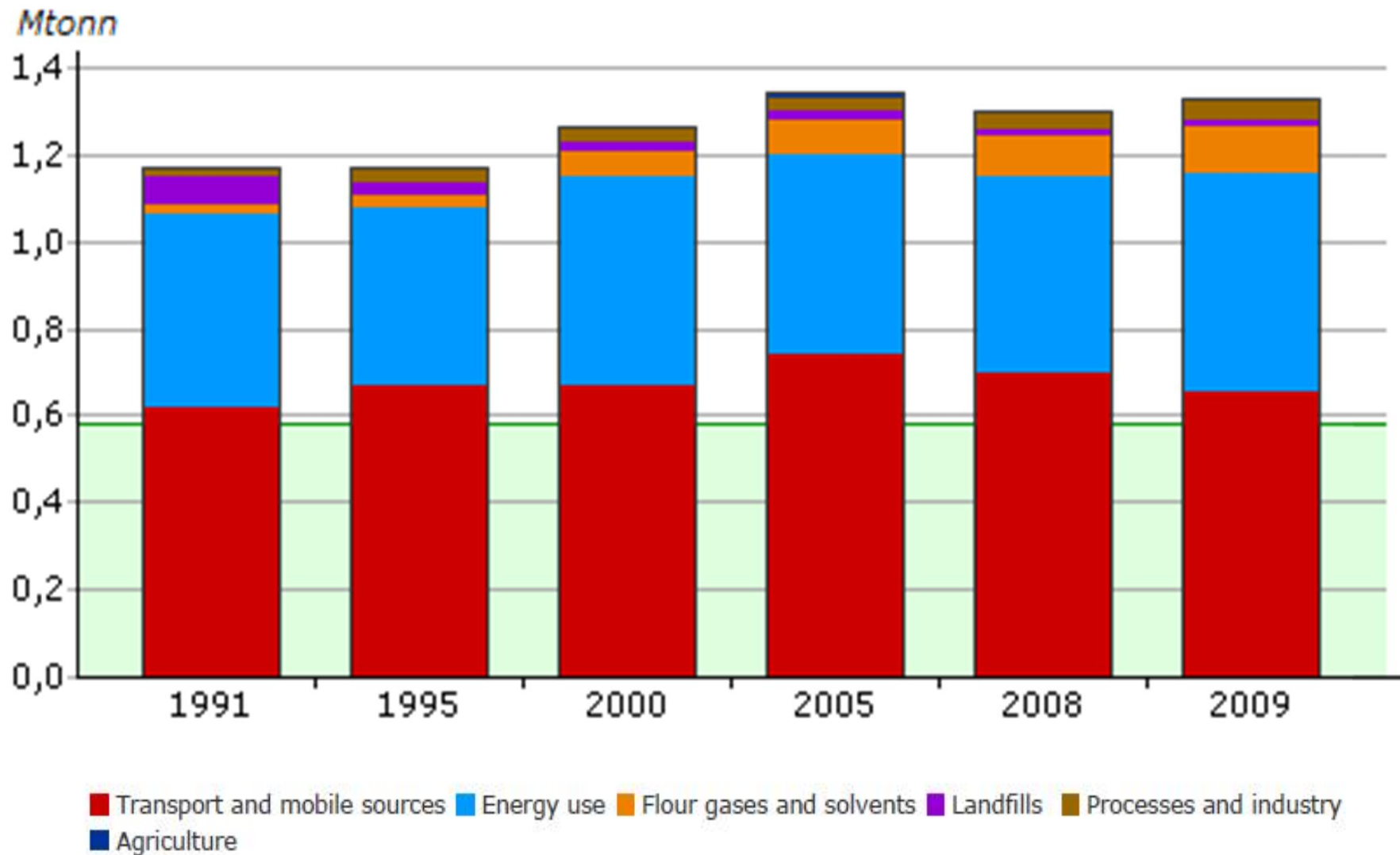


More than 5000 EVs in Oslo Urban Area + 700 Public Charging Stations

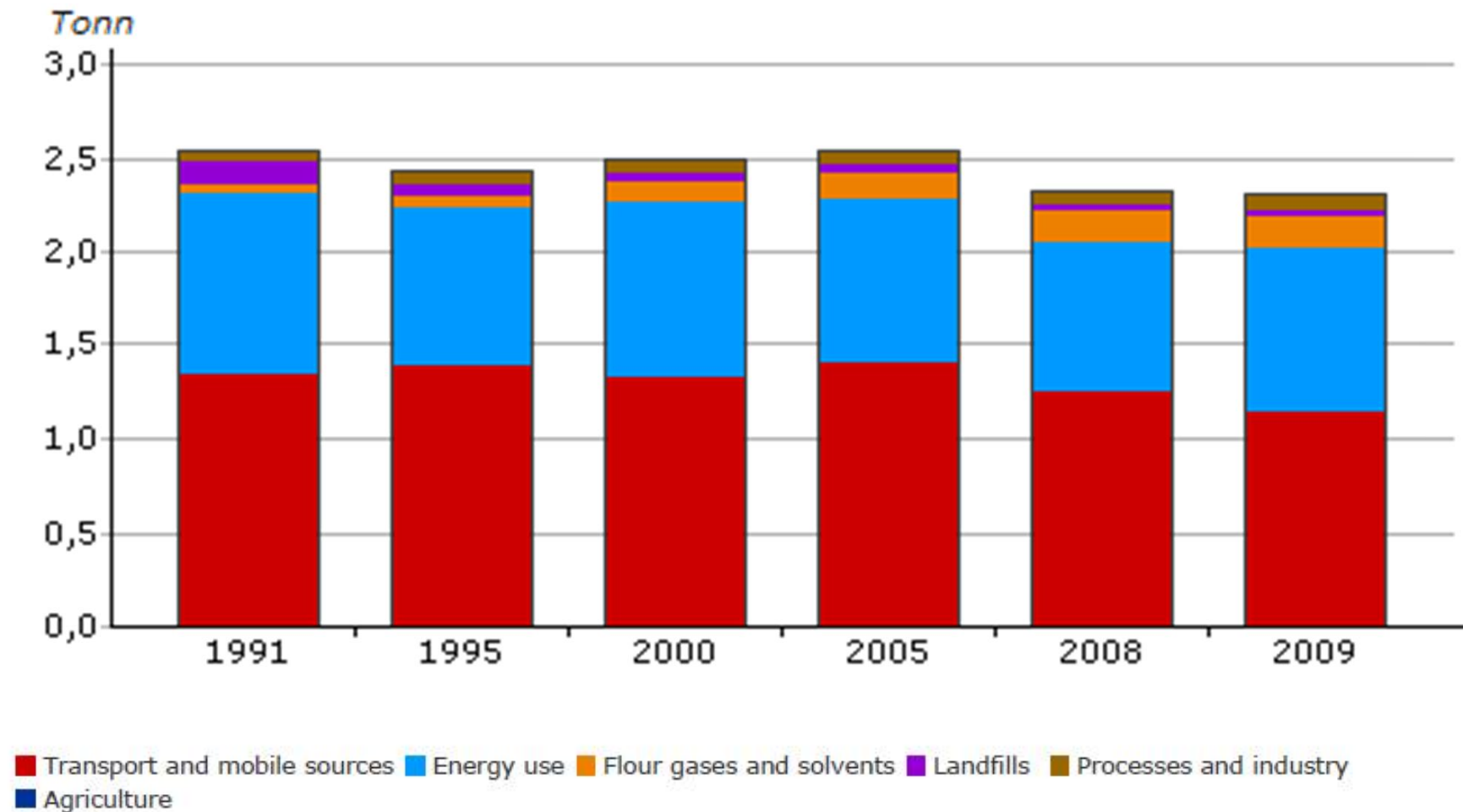
Introducing Fuel Cell Buses and Cars in the Oslo Region



Total GHG emissions are increasing...




...but decreasing per capita





Du er syklist nummer
671
i dag

av sammenlagt
30604
syklister i år i Torggata



A black and white photograph of a busy city street. In the foreground, a dark car is parked. To its right, a dark car with license plate DB 74152 is parked. In the background, a white car is parked. A pedestrian in a light shirt and dark pants is walking on the left side of the street. The image is overlaid with a semi-transparent text box.

**Improving urban life quality by
making the city greener**

Thank you

www.oslogogreen.no